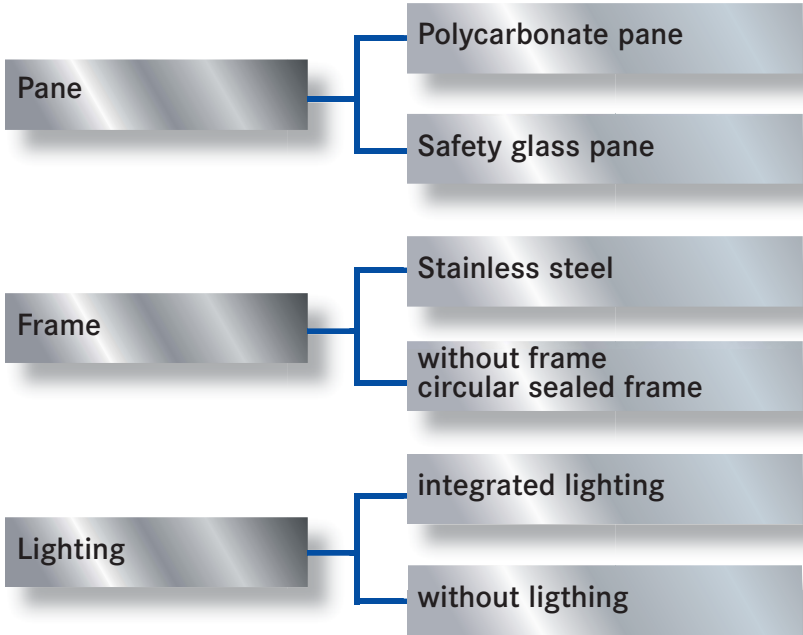


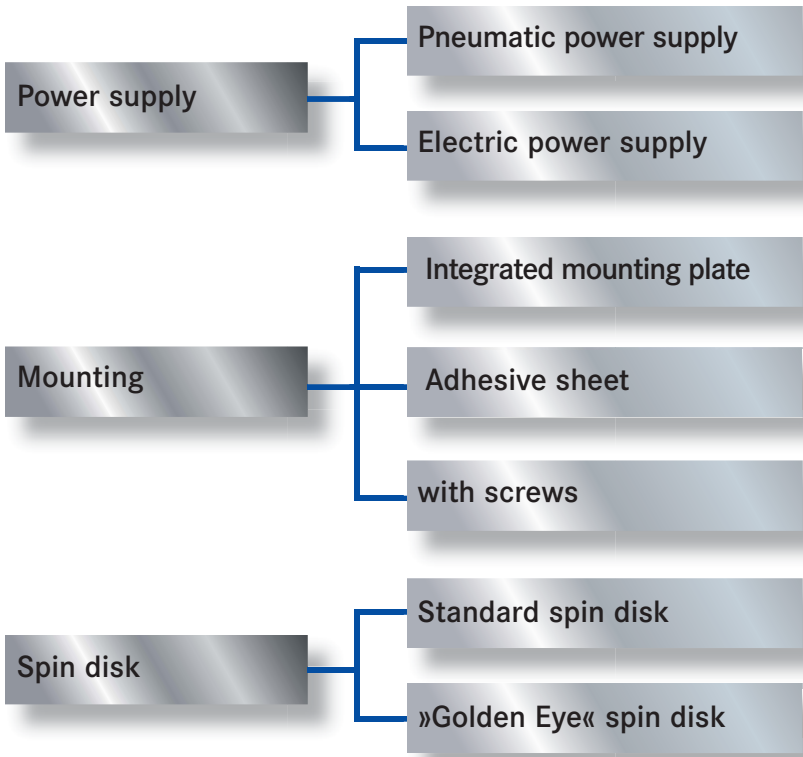
MODULAR CONCEPT

02	SERVICE & QUALITY
08	STANDARD BELLOWS
18	SAUMRAI BELLOWS
26	SPECIAL BELLOWS
34	BACKWALL SYSTEMS
38	GLADIATOR STEEL COVERS
46	ROLLER SYSTEMS
58	DURASPRING SPIRAL SPRINGS
68	WINDOW SYSTEMS

MACHINE SAFETY WINDOWS



VISIPOINT® SPIN WINDOWS



MACHINE SAFETY WINDOWS

Safety glass is a restraining protective device on machining centres. It prevents tools, machined parts and broken particles from being ejected out of the machine's working space and protects people from injuries.

Industrial accident statistics show that workers are still the frequent victims of flying objects ejected by machine tools. Viewing panes in machining centres, ideally combined with a spin window system, provide a good view for the operator and transparency of the manufacturing process.

Viewing panes within the trajectory path of parts must exhibit adequate strength. According to the latest empirical tests polycarbonate is the material best suited for safety glass owing to its high energy absorption.

The restraining capacity of a polycarbonate pane of 8 mm thickness is about the same as of a 3 mm St 12.03 sheet.

Application	Protection against
Turning	<ul style="list-style-type: none"> ■ broken chuck components ■ broken tools ■ machine parts
Milling	<ul style="list-style-type: none"> ■ hot chips ■ broken tools ■ machine parts
Grinding	<ul style="list-style-type: none"> ■ Pieces of broken grinding disks

Application areas of safety windows

A disadvantage of polycarbonate is its sensitivity to scratching and it will be damaged by the impact of hot chips and sparks.

Furthermore it has low resistance to the effects of coolants, grease and oil and will embrittle as a result. This can reduce the restraining capacity within just a few years.

The safety glass provided by HEMA is encapsulated and sealed for permanent and efficient protection against these external influences.

Any safety glass showing damage from external mechanical impact, for example cracks, deep scratches or deterioration resulting from exposure to chemicals, must be replaced if it is to continue functioning properly.

At present there are three technical standards for metal cutting tools: DIN EN 23125 (for lathes), DIN EN 13128 and DIN EN 12417 (for milling machines and machining centres). These standards form the basis of our safety glass and spin window systems. You may determine the relevant safety classification and the corresponding minimum thickness of the polycarbonate from the tables on the following pages. The influential factors are the mass of the tool and of the machined part and the speed of rotation.



Machine safety window with stainless steel frame, including mounted VISIPORT® with »Golden Eye« spin disk

The restraining capacity of safety glass depends not only on the thickness of the polycarbonate but also on the sheet metal design of its enclosure. Clamps or bonding or an adequate frame is the best solution for the mounting.

The joints should be well covered to prevent the screen from being pushed through the frame when impacted by parts.



Machine safety window, standard design

SERVICE & QUALITY 02

STANDARD BELLOWS 08

SAUWRAI BELLOWS 18

SPECIAL BELLOWS 26

BACKWALL SYSTEMS 36

GLADIATOR STEEL COVERS 38

ROLLER SYSTEMS 46

DURASPRING SPIRAL SPRINGS 58

WINDOW SYSTEMS 69

IMPACT TEST

Safety glass is a restraining protective device on machining centres. As part of tests on their restraining ability a range of HEMA polycarbonate panes with and without integrated VISIPOINT® mounting plate were tested at the IWF of TU Berlin.




Fixing of pane

For the impact test according to DIN EN 23125, resistance class C3, for example, panes with 10 mm tempered safety glass and 15 mm polycarbonate were tested with and without supporting mountig plate for VISIPOINT®.

Testing


Polycarbonate panes are fixed within a frame and impacted with a 2.5 kg projectile.

The speed of the projectile is adjusted at the cannon's pressure, the speed is measured with a double laser light barrier.



Fixed polycarbonate pane after impact test

Test No	Test object	Projectile speed v [m/s]	Projectile energy E [Nm]	Result, note
1	4e	80	8000	passed
2	4b	80	8000	passed
3	4c	80	8000	passed
4	4f	80	8000	passed



Ident of polycarbonate pane after impact test



Panorama view of test laboratory at the IWF of TU Berlin. In the foreground acceleration pipe with projectile (enlarged).

Quelle: IWF

MACHINE SAFETY WINDOWS

Material / classification	A1	A2	A3	B1	B2	B3	C1	C2	C3
Mass of projectile in kg	0.625	0.625	0.625	1.25	1.25	1.25	2.50	2.50	2,50
Kinetic energy in joule	320	781	2000	1562	2480	4000	3124	4960	8000
PC 6 mm	■			■					
PC 8 mm	■	■		■	■		■		
PC 10 mm	■	■	■	■	■		■	■	
PC 12 mm	■	■	■	■	■	■	■	■	
PC 15 mm	■	■	■	■	■	■	■	■	■
PC 19 mm laminated	■	■	■	■	■	■	■	■	■

Impact tests according to DIN EN 23125 at test pattern 500 x 500 mm

■ Available combination (without guarantee)

Parameter for calculation of safety classification and thickness of polycarbonate panes for turning centres according DIN EN 23125

Diameter of rotation	Maximum outer diameter of the clamping jaw at the machine
Rotational speed of the spindle	Maximum speed of the machine according to the manufacturer
Mass of clamping jaw	Mass of one clamping jaw (classification according to proposed standard)

max. diameter of clamping jaw (mm)	circumferential speed v (m/s)	Projectile dim. D x a (mm x mm)	Projectile mass m (kg)	Impact speed v (m/s), up to	Impact energy (Nm), up to	safety classification*	Minimum thickness of PC (mm)
up to 130	25	30 x 19	0.625	32	320	A1	6
	40			50	781	A2	6
	63			80	2.000	A3	8
130 to 250	40	40 x 25	1.250	50	1,562	B1	6
	50			63	2,480	B2	8
	63			80	4,000	B3	12
> 250	40	50 x 30	2.500	50	3,124	C1	8
	50			63	4,960	C2	10
	63			80	8,000	C3	15

*A1 to C3 = Classification according DIN EN 23125; PK 1 to 5 = classification according to VDW

SERVICE & QUALITY
02

STANDARD BELLOWS
08

SAUWRAI BELLOWS
18

SPECIAL BELLOWS
26

BACKWALL SYSTEMS
36

GLADIATOR STEEL COVERS
38

ROLLER SYSTEMS
46

DURASPRING SPIRAL SPRINGS
58

WINDOW SYSTEMS
71

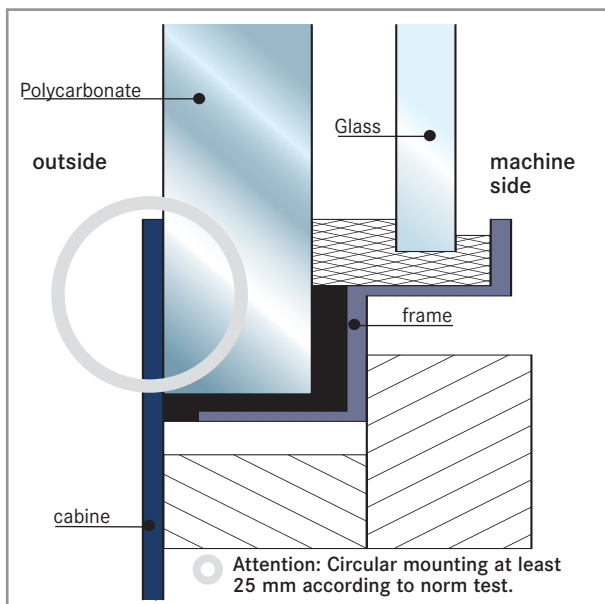
MACHINE SAFETY WINDOWS

Calculation of safety classification and required polycarbonate thickness for milling machines DIN EN 12417

02	SERVICE & QUALITY	Diameter of rotation	maximum outer diameter of the cutting tool unit at the machine concerned
		Rotation speed of spindle	maximum speed of the machine according to the manufacturer
08	STANDARD BELLOWS	Mass of cutting tool	mass of cutting tool, defined for 100 g according to proposed standard

Required Data for calculation of impact energy and impact speed

Projectile mass m (kg)	impact speed vt (m/s), up to	impact energy (Nm), up to	Minimal thickness of Polycarbonate (mm)
0.100	85	361	4
0.100	100	500	6
0.100	120	720	8
0.100	145	1.063	10
0.100	150	1.125	12
0.100	170	1.445	15
0.100	>170	>1.445	19



Design of safety glass window

Polycarbonate panes only with safety foil

When exposed these polycarbonate panes may lose their safety restraining properties partly or completely after only a few months of use.

This was impressively demonstrated by tests at the BIA Institute. Systematic research showed that polycarbonate panes splashed with coolant possess a retaining potential of only 60% after nine months of exposure.

According to our definition safety glass may be considered exposed as long as it is not completely encapsulated by an additional glass layer or a special foil. This encapsulation and sealing can be verified only by specialised companies.

In spite of the lower safety classification requirements of milling/drilling machine manufacturers and polycarbonate pane thicknesses less than 6 mm customers still use these panes.

Although the pane thickness corresponds to the machine's safety classification these panes are unprotected, i.e. not encapsulated or sealed.

Polycarbonate panes for machines should be protected against chemical attacks if they are to provide reliable protection over the long term.

A special focus of attention is the safety risks posed by safety windows that has found testimony over recent years.

The replacement of unprotected polycarbonate panes is recommended by VDMA (association of German machine and plant manufacturers) after only two years of use.

The safety glass fulfils the applicable recommendations of VDMA for an assured A1 to C3 safety classification. It is non-aging and resistant to oil, coolants, and heavy impacts.

MACHINE SAFETY WINDOWS

The increasing imports of machining centres from low-cost countries always mean a safety risk, and the legal requirements are not always being met by these products.

Safe operation can be achieved though when these low cost machines are retrofitted in accordance with the required European safety standards.

Recommendation for replacement of panes

According to the recommendations of the German Berufsgenossenschaft BIA (Accident Prevention & Insurance Association), the Werkzeugmaschinenverband VDW, and the IWF/TU Berlin, Fachgebiet Werkzeugmaschinen und Fertigungstechnik, we recommend that protective panes are replaced after 5 years of use.

All buyers of new or second-hand machine tools must be informed of polycarbonate deterioration (e.g. in the manual). It is also recommended to mark the installation date of the polycarbonate pane on the pane itself. Replacing and servicing protection panes must observe all of the instructions from the manufacturer.

We recommend replacing the pane immediately when there is:

- deformation and/or cracks from impacts
- damage to the sealing
- infiltration of cooling fluid
- damage or destruction to the protection pane (or the scratch-resistant protection film) on the operator or machine side

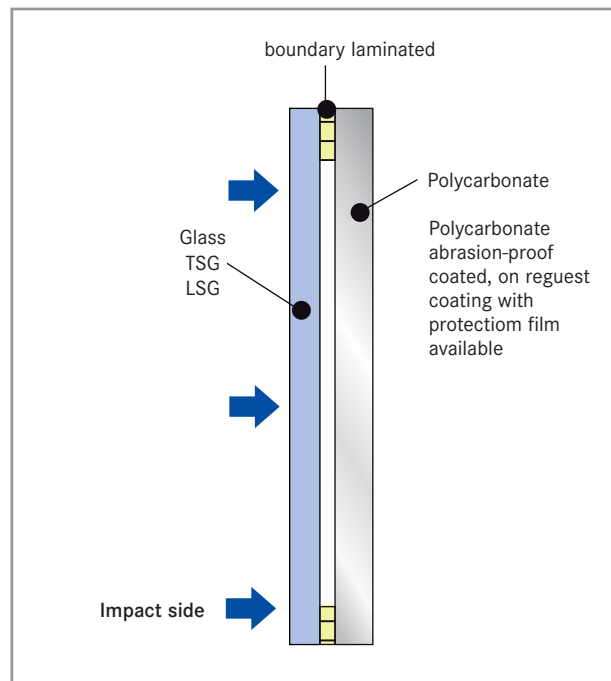
HEMA safety windows

- Only certified quality panes of polycarbonate are used with an efficient surface coating providing protection against chemicals, abrasion and scratching, film on option
- Polycarbonate panes from renowned manufactures
- Polycarbonate panes can be provided with any of the usual thicknesses. The basic versions range from 5 to 15 mm in thickness.
- PC panes are protected on the machine side by an additional single or multiple layer safety glass pane.
- The design may consist of polycarbonate with abrasion-proof coating and glass depending on customer requirements.
- Splinter proof laminated glass with a low risk of injury and for shorter cleaning and machine downtimes.
- The edges of the panes are completely sealed and resistant to coolants. In addition they can be fitted with stainless steel frame for optimal mounting.
- The panes and their components are tested by the IWF institute in Berlin according to DIN EN 23125, restraint categories A1 to C3, and to safety standards CEN/TC 143/WG3
- The customer receives a 5-year warranty on the encapsulated and sealed safety pane (according to our warranty conditions).

- The integration of modern spin window solutions such as VISIPORT® is possible without any safety risk or additional mounting work.

Design of machine safety windows

»HEMA WINDOW« machine safety windows are suitable for most applications. They can be produced with optional graduation, protection films, steel frames. Also the integration of LED lighting is possible (see page 74).



Design of machine safety window

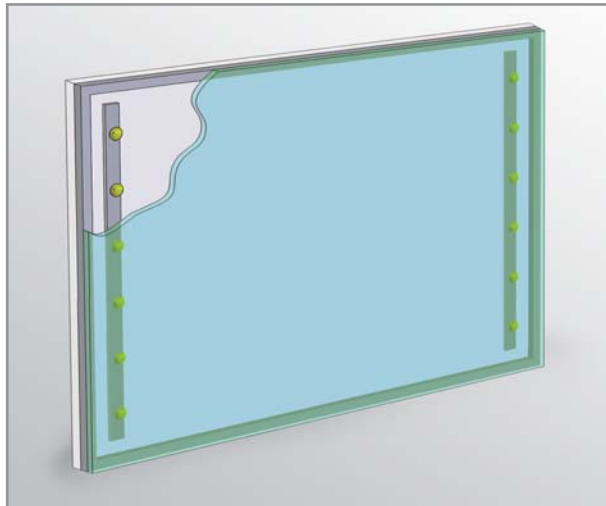
The thickness of polycarbonate and the design of the multi-layer machine safety window is based on the individual requirements and safety classifications. The HEMA charge number system assures traceability and convenient re-ordering.



Label inside window

MACHINE SAFETY WINDOW WITH INTEGRATED LIGHTING

Machine safety windows permit safe viewing of machining operations inside the machine tool. Most often there is a need for additional lighting. Depending on available space and position, conventional lights can become dulled by accumulation of swarf and contamination by coolant.



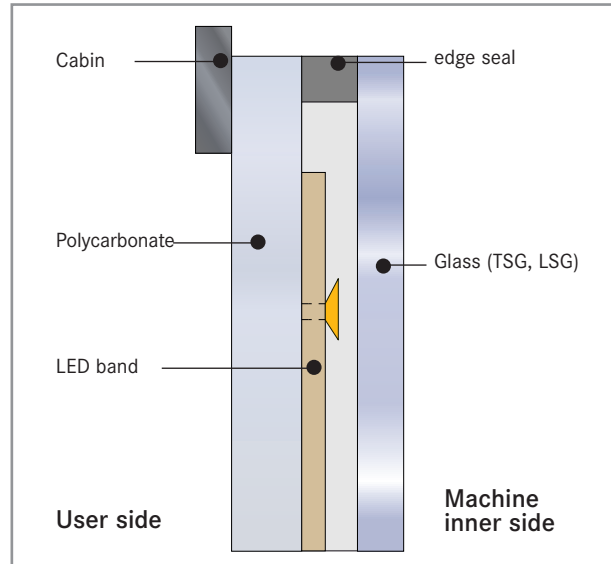
Machine safety window with LED lighting

The optimum solution combines a clear view into the machine with suitable lighting. This solution is available in the form of illuminated HEMA Windows - the integration of LED technology in a machine safety window. These illuminated safety windows combine the advantages of two established systems in one compact solution. The variable position of the LED lighting rails - vertical or horizontal - enables a flexible fitting to requirements of the machine interior. Problems of swarf and coolant contamination of internally mounted lamps will be eliminated.

The well proven perimeter seal design ensures the LED's and internal surfaces are protected from ingress of contamination and moisture.



Machine safety window with LED lighting



Layout of the safety window with integrated lighting

The advantages of HEMA windows with integrated lighting:

- Compact system solution
- Flexible illumination of the machine interior
- Tried and tested LED technology
- Elimination of lamp contamination
- Power supply from the mains or the machine
- Retrofit option on machines

Types

Power supply	24 VDC
Current	270 mA, 540 mA, 800 mA, 1100 mA, 2160mA
Operating voltage	6 W / 12 W / 18 W / 24 W / 48 W
Lens	ca. 120°
Light temperature	5700 K
Connection	M12

Due to the complex plug-in system the LED modules can be reused when the machine window is damaged.

The »SECRET« LED modules are also **available individually for other applications**. Our service will be happy to assist you.



HEMA »SECRET« LED modules